



### Evidence based findings about the British veteran population

The Ministry of Defence estimated that there were approximately 2.5 million UK Armed Forces veterans residing in households across Great Britain in 2016, based on responses to the Annual Population Survey conducted by the Office for National Statistics. UK-wide, in 2016 the veteran population represented 5% of household residents aged over 16. Whilst the overall number of veterans residing in Great Britain is projected to decrease over the next years, the percentage of veterans of working age is projected to increase from 37% in 2016 to 44% by 2028.

The Northern Hub for Veterans and Military Families Research is a collective of academics, service providers and service users with an interest in improving the health and social wellbeing of veterans and their families across the life-span.

[www.northumbria.ac.uk/militaryveterans](http://www.northumbria.ac.uk/militaryveterans)

- The Northern Hub for Veterans and Military Families Research developed an online directory of services available to the veteran community.
- The online directory is publicly available at:

<https://www.veteransgateway.org.uk/local-support/>

The Northern Hub for Veterans and Military Families Research

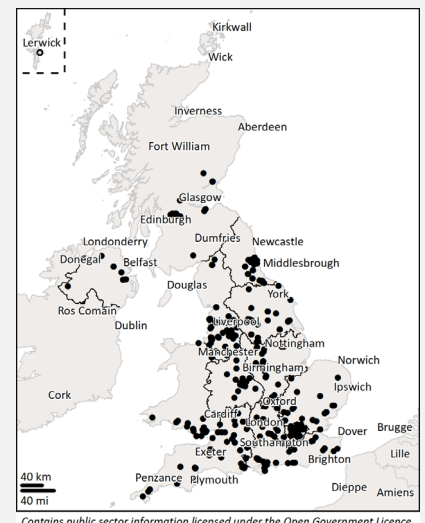
Contact: Gill McGill  
[gill.mcgill@northumbria.ac.uk](mailto:gill.mcgill@northumbria.ac.uk)

The 2011 Armed Forces Act provided a comprehensive legislative framework for the British Armed Forces and created the requirement for an annual Armed Forces covenant report to UK Parliament each year. In order to support the armed forces community more effectively, the UK Cabinet Sub Committee on the Armed Forces Covenant determined a necessity for evidence-based findings.

One of the main goals of the Map of Need project is to provide evidence-based findings about the veteran population. Data sharing partnerships are central to the analysis within the project, allowing us the ability to statistically compare multiple data sources when examining a veteran or family issue, and then compare these with wider research findings. The approach we have adopted seeks to use multiple data sources to provide end users with the most accurate picture of a phenomenon as possible.

### By using service usage data, we are obtaining a reliable source of actual service usage.

Financial hardship and housing issues are the most prevalent topics affecting veterans that seek assistance from the main charities in the sector. The data shows that most of those that seek assistance for financial hardship are in fact older veterans (>50 years). Also, the veteran population seeking financial assistance is spatially differentiated based on the military branch that they served in. UK-wide, a similar pattern in all the data analysed suggests that benevolence payments to the veteran community cannot be explained by deprivation in a given area.

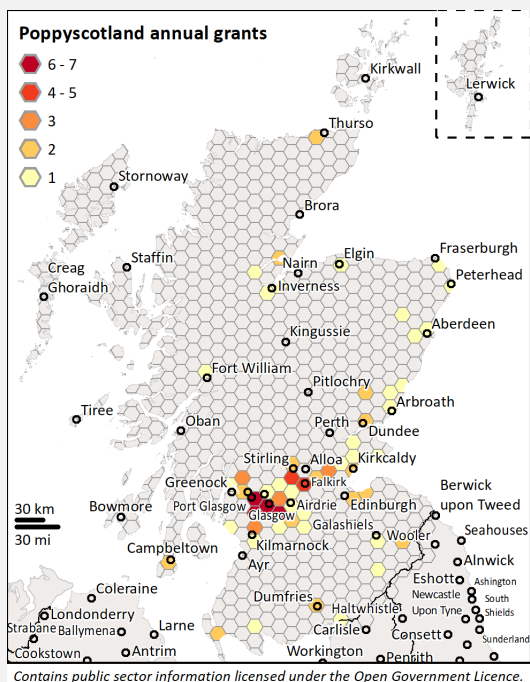


Contains public sector information licensed under the Open Government Licence.

## Poppyscotland poppybreaks (2015/16)

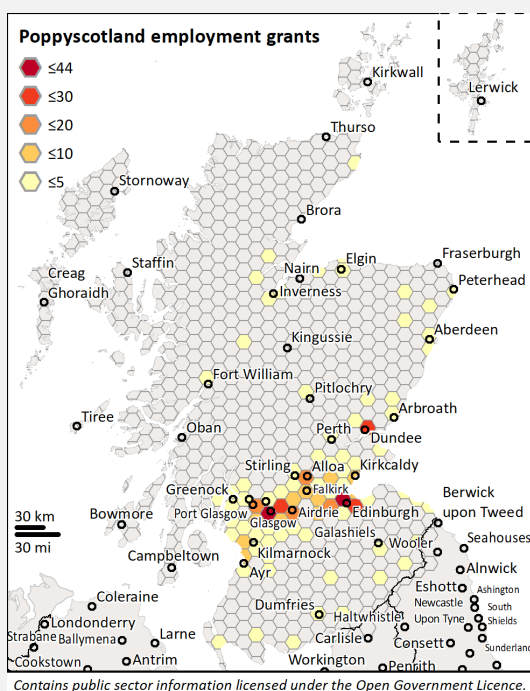
- The results show that 72% of the recipients were veterans, 15% were dependents and 12% were still serving.
- Most of the recipients were in the 30 to 44 age range (42.60%).

## Poppyscotland annual grants (2015/16)



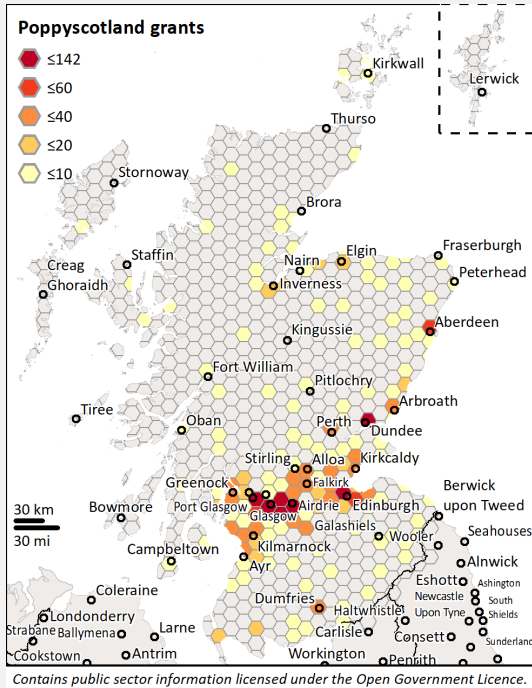
- The main area of concentration of recipients is across the Glasgow-Kirkcaldy corridor.
- There are several outliers (Thurso, Elgin, Fort William, Campbeltown) with a relatively high number of recipients but surrounded by areas of low or no number of recipients.
- The recipients of Poppyscotland annual grants are mostly senior citizens.
- Recipients aged 90 years and over make 27% of the total.
- The 65-74 age group is the second most important with 23% of the recipients.
- The LA of Renfrewshire stands out with 11% of the recipients, followed by Stirling (5.5%)
- The presence of military pension & compensation recipients explains approximately 37% of the spatial variation in Poppyscotland annual grants. This indicates that the presence of military pension recipients can be a proxy to predict the location of Poppyscotland annual grants.

## Poppyscotland employment grants (2015/16)



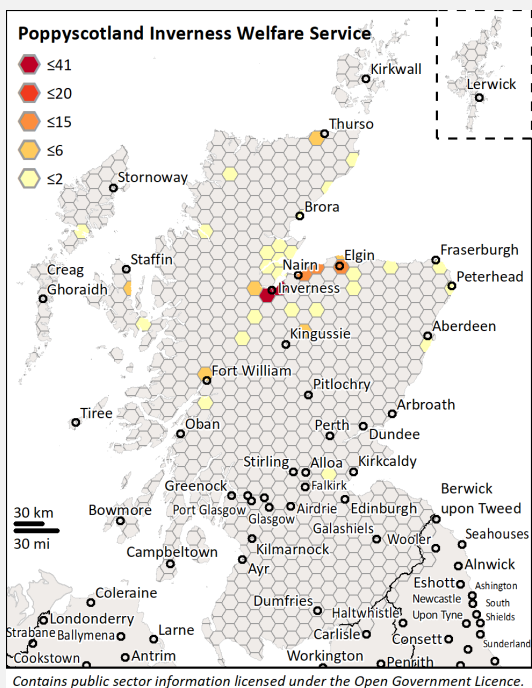
- The 30-44 age range concentrates almost half (44%) of the Poppyscotland employment grants.
- In absolute figures the city of Edinburgh stands out with 18% of the recipients. However, in relative terms Clackmannanshire is the main LA (3.3 Poppyscotland employment grants per 10,000 population).
- The presence of military pension & compensation recipients explains approximately 59% of the spatial variation in Poppyscotland employment grants. This indicates that Poppyscotland employment grants recipients tend to live on the same areas where there are recipients of military pensions.
- The main area of concentration of Poppyscotland employment grants is across the Glasgow-Edinburgh corridor.

## Poppyscotland grants (2015/16)



- One quarter of the Poppyscotland grants had the purpose of 'home start up', the second most important purpose of was to pay debts (15%) followed by 'household items' (14%).
- The main age groups were the 30-34 and 45-49 age groups.
- In absolute figures Glasgow City stands out with 9% of the recipients. However, in relative terms, Argyll & Bute is the main LA (6.5 Poppyscotland grants per 10,000 population).
- The presence of military pension & compensation recipients explains approximately 75% of the spatial variation in Poppyscotland grants. This indicates that areas with Poppyscotland grants also have a high number of military pension recipients.

## Poppyscotland Inverness Welfare Service (2015/16)



- Most of the recipients of Poppyscotland Inverness Welfare Service were in the 45-59 age range.
- The LA of Highland concentrates most of the recipients (78%)
- As expected, the main hot spot of Poppyscotland Inverness Welfare Service is on and around Inverness.